

1 100m Backstroke Men Final

Official

13NZR 13 Years New Zealand Short Course Record **59.37** 2017-10-04 Tarquin Magner EVOBP

14NZR 14 Years New Zealand Short Course Record **56.48** 2009-09-27 Corey Main HPKCO

NZR Open New Zealand Short Course **50.03** 2023-08-09 Andrew Jeffcoat



















Show more

☰ Qualified



☰ Heats

☰ Summary


Total

Rank	Competitor	Age	Club	RT	PTS	Result
1	 Dell Zachary	23	 Club 37	0.61		51.70 Entry: 52.63 (-0.93)
	25m: 11.88 50m: 24.91 (13.03) 75m: 38.27 (13.36)					100m: 51.70 (13.43)
2	 Morley Cooper	20	 North Shore...	0.52		51.89 Entry: 51.80 (+0.09)
	25m: 12.01 50m: 25.08 (13.07) 75m: 38.33 (13.25)					100m: 51.89 (13.56)
3	 Seymour William	18	 Nelson Sou...	0.72		54.31 Entry: 53.61 (+0.70)
	25m: 12.60 50m: 26.23 (13.63) 75m: 40.45 (14.22)					100m: 54.31 (13.86)
4	 Esposito Alessandro	20	 Nga Tai Tu...	0.56		54.86 Entry: 55.39 (-0.53)
	25m: 12.68 50m: 26.59 (13.91) 75m: 40.69 (14.10)					100m: 54.86 (14.17)
5	 Muchirahondo Ariel	15	 Swim Rotor...	0.67		54.91 15NZR Entry: 55.29 (-0.38)
	25m: 12.87 50m: 26.43 (13.56) 75m: 40.83 (14.40)					100m: 54.91 (14.08)
6	 Williams Daniel	18	 SwimZone ...	0.55		55.03 Entry: 54.87 (+0.16)
	25m: 13.13 50m: 26.89 (13.76) 75m: 41.03 (14.14)					100m: 55.03 (14.00)
7	 Poching Samuel	21	 North Shore...	0.63		55.05 Entry: 55.34 (-0.29)
	25m: 12.72 50m: 26.46 (13.74) 75m: 40.75 (14.29)					100m: 55.05 (14.30)
8	 Faleafa Blake	18	 Coast Swi...	0.59		55.23 Entry: 54.28 (+0.95)
	25m: 12.86 50m: 26.56 (13.70) 75m: 40.85 (14.29)					100m: 55.23 (14.38)
9	 Carroll Joshua	18	 Kiwi West A...	0.55		55.28 Entry: 55.50 (-0.22)



25m: 12.78 50m: 26.84 (14.06) 75m: 41.07 (14.23)
100m: 55.28 (14.21)

10  **MacDonald Ethan** 17  **Hamilton Aq...** 0.70 **55.91**
Entry: 55.69 (+0.22)



25m: 13.06 50m: 27.12 (14.06) 75m: 41.49 (14.37)
100m: 55.91 (14.42)

11  **Blair Angus** 18  **Comet Swi...** 0.57 **55.69**
Entry: 55.99 (-0.30)



25m: 12.95 50m: 26.79 (13.84) 75m: 41.26 (14.47)
100m: 55.69 (14.43)

12  **Holder Brandon** 17  **Phoenix Aq...** 0.61 **56.03**
Entry: 55.86 (+0.17)



25m: 13.09 50m: 27.20 (14.11) 75m: 41.84 (14.64)
100m: 56.03 (14.19)

13  **Quirk John** 21  **North Shor...** 0.63 **56.28**
Entry: 56.49 (-0.21)



25m: 13.13 50m: 26.96 (13.83) 75m: 41.60 (14.64)
100m: 56.28 (14.68)

14  **Crosbie James** 18  **United Swi...** 0.65 **56.61**
Entry: 56.75 (-0.14)


25m: 13.33 50m: 27.46 (14.13) 75m: 42.19 (14.73)
100m: 56.61 (14.42)

15  **James Harrison** 17  **Vikings Swi...** 0.63 **56.70**
Entry: 55.82 (+0.88)



25m: 13.32 50m: 27.54 (14.22) 75m: 42.32 (14.78)
100m: 56.70 (14.38)

16  **Luscombe (V) Clancy** 19  **Australia** 0.62 **56.99**
Entry: 56.85 (+0.14)



25m: 13.29 50m: 27.71 (14.42) 75m: 42.54 (14.83)
100m: 56.99 (14.45)

17  **Ellis Mitchell** 15  **Liz van Wel...** 0.67 **57.22**
Entry: 56.97 (+0.25)



25m: 13.65 50m: 28.14 (14.49) 75m: 42.89 (14.75)
100m: 57.22 (14.33)

18  **Haufe Hans** 16  **Northwave ...** 0.59 **57.29**
Entry: 56.63 (+0.66)



25m: 13.72 50m: 28.25 (14.53) 75m: 43.21 (14.96)
100m: 57.29 (14.08)

19  **Lynch Tyson** 16  **Vikings Swi...** 0.55 **57.96**
Entry: 57.38 (+0.58)









25m: 13.31 50m: 28.04 (14.73) 75m: 42.97 (14.93)
100m: 57.96 (14.99)

20  **Frost (V) Thomas-Kokoro** 21  **Otaki Titan...** 0.60 **58.69**
Entry: 56.70 (+1.99)

25m: 12.63 50m: 26.99 (14.36) 75m: 42.27 (15.28)
100m: 58.69 (16.42)

21  **Tysoe (V) Jake** 16  **Australia** 0.54 **56.24**
Entry: 57.21 (-0.97)

25m: 13.14 50m: 27.19 (14.05) 75m: 41.65 (14.46)
100m: 56.24 (14.59)

22	 Gu Osbert	15	 Phoenix Aq...	0.58	56.82 Entry: 58.06 (-1.24)
	25m: 13.33 100m: 56.82 (14.65)	50m: 27.65 (14.32)	75m: 42.17 (14.52)		
23	 Cave Max	16	 Aquabladz ...	0.62	56.98 Entry: 57.44 (-0.46)
	25m: 13.14 100m: 56.98 (14.57)	50m: 27.35 (14.21)	75m: 42.41 (15.06)		
24	 Paki TeRauroha	14	 Northwave ...	0.71	57.47 Entry: 57.40 (+0.07)
	25m: 13.71 100m: 57.47 (14.57)	50m: 28.01 (14.30)	75m: 42.90 (14.89)		
25	 Downs-Honey Vincent	25	 Club 37	0.57	57.60 Entry: 57.56 (+0.04)
	25m: 13.30 100m: 57.60 (15.15)	50m: 27.53 (14.23)	75m: 42.45 (14.92)		
26	 Cunningham (V) Max	15	 Australia	0.67	57.65 Entry: 56.93 (+0.72)
	25m: 13.67 100m: 57.65 (14.48)	50m: 28.23 (14.56)	75m: 43.17 (14.94)		
27	 Chen Luoqingxi	15	 Nga Tai Tu...	0.56	57.75 Entry: 57.93 (-0.18)
	25m: 13.46 100m: 57.75 (14.81)	50m: 28.02 (14.56)	75m: 42.94 (14.92)		
28	 Bower Oscar	17	 United Swi...	0.65	57.88 Entry: 57.97 (-0.09)
	25m: 13.50 100m: 57.88 (14.95)	50m: 28.20 (14.70)	75m: 42.93 (14.73)		
29	 Lutton Oliver	19	 Jasi Swim ...	0.60	58.19 Entry: 57.91 (+0.28)
	25m: 13.60 100m: 58.19 (15.26)	50m: 27.80 (14.20)	75m: 42.93 (15.13)		
30	 Perceval Lucas	17	 Central Ha...	0.62	59.19 Entry: 58.12 (+1.07)
	25m: 13.42 100m: 59.19 (15.44)	50m: 28.17 (14.75)	75m: 43.75 (15.58)		